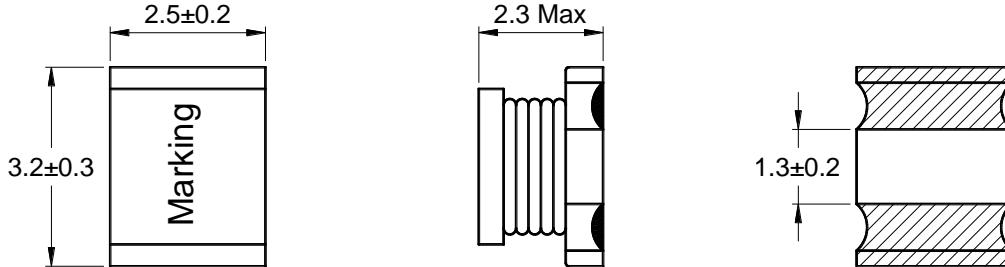



**Outline:
产品概要**

- Small size, high rated current, low DCR.
小尺寸，耐大电流，低直流电阻。
- Lead free product, RoHS compliant.
无铅产品，符合 RoHS 指令。
- Carrier tape packing, suitable for SMT process.
载带包装，适用于回流焊 SMT 工艺。
- Widely used in buck converter, displayer, laptop, network communication equipment, and etc.
广泛应用于升降压转换器，显示器，笔记本电脑，网络通信设备等。
- Operating temperature : -40°C ~ +125°C
(Including coil's temperature rise)
工作温度：-40°C ~ +125°C (包含线圈发热)

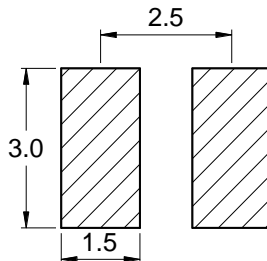
**1 Appearance and dimensions (mm)
外形尺寸**



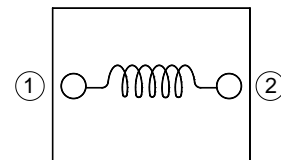
**2 Marking
印字标识**



**3 Reference land pattern (mm)
参考基板尺寸**



**4 Schematic
原理图**



5 Electrical characteristics

电气特性

Part No. 型号	Inductance (μH) 电感值 ※1	D.C.R. (mΩ) 直流电阻		Saturation current (A) 饱和电流 ※2	Temperature rise current (A) 温升电流 ※3
		Typical	Max		
SPE322520-1R0M	1.00 ±20%	50.6	60.7	3.00	1.60
SPE322520-2R2M	2.20 ±20%	84.9	102	2.50	1.50
SPE322520-3R3M	3.30 ±20%	95.0	114	1.80	1.40
SPE322520-4R7M	4.70 ±20%	185	222	1.60	1.30
SPE322520-6R8M	6.80 ±20%	217	260	1.40	1.00
SPE322520-100K	10.0 ±10%	390	468	1.10	0.60
SPE322520-150K	15.0 ±10%	480	576	1.00	0.50
SPE322520-220K	22.0 ±10%	880	1,060	0.70	0.40
SPE322520-330K	33.0 ±10%	1,060	1,270	0.50	0.30
SPE322520-470K	47.0 ±10%	1,600	1,920	0.45	0.24
SPE322520-680K	68.0 ±10%	2,100	2,520	0.40	0.22
SPE322520-101K	100 ±10%	2,600	3,120	0.37	0.20
SPE322520-151K	150 ±10%	5,400	6,480	0.28	0.15
SPE322520-221K	220 ±10%	7,000	8,400	0.23	0.12

■ All data is tested based on 25°C ambient temperature.
所有数据基于环境温度 25°C条件下测试。

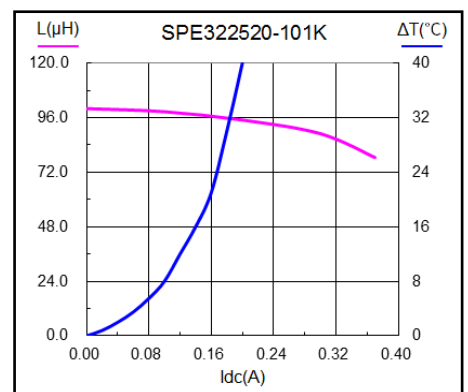
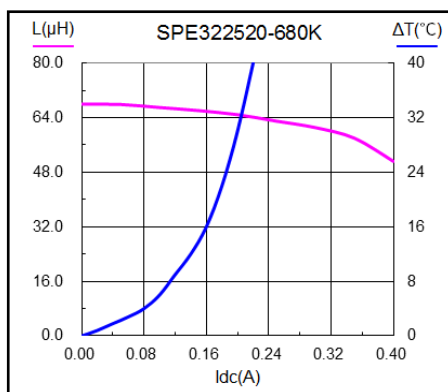
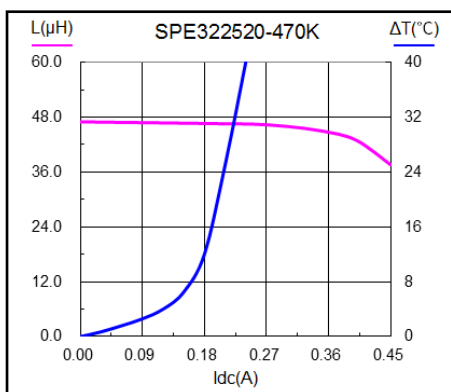
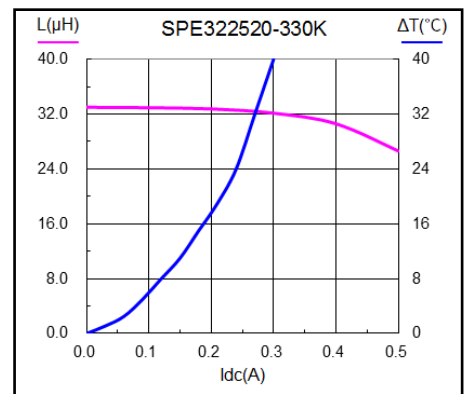
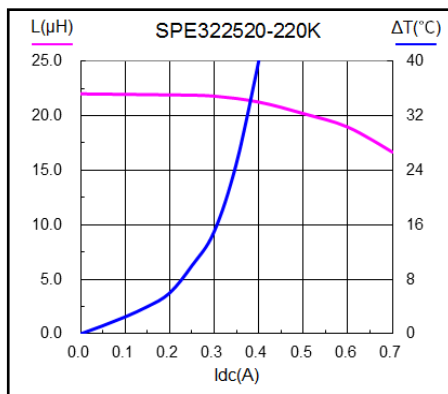
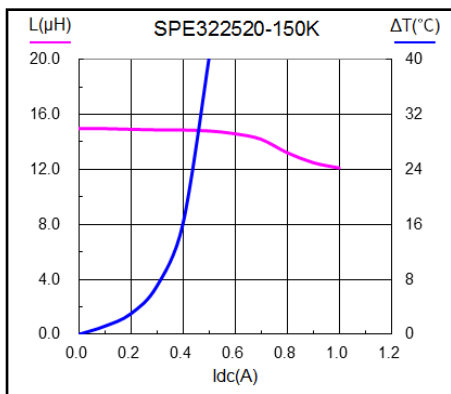
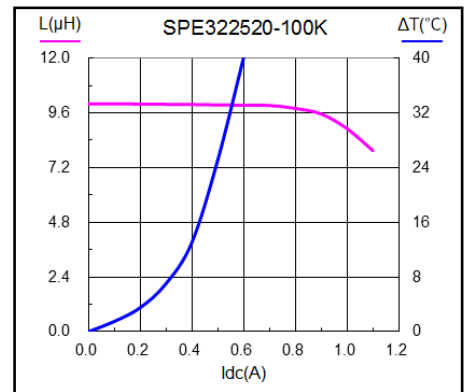
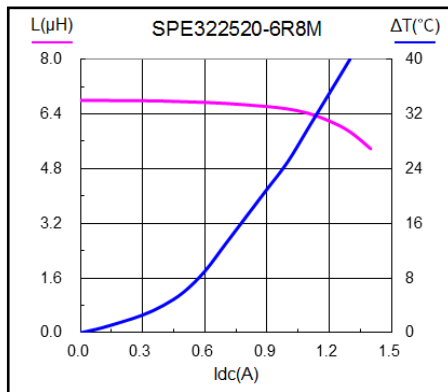
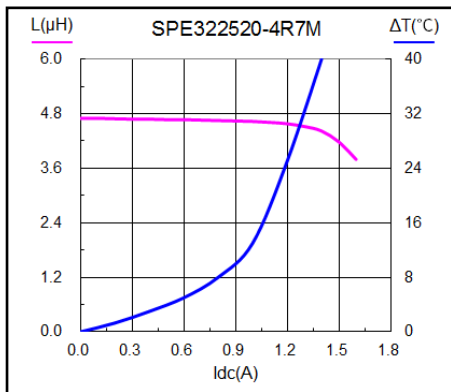
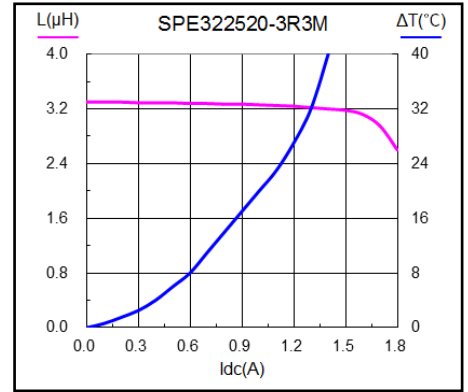
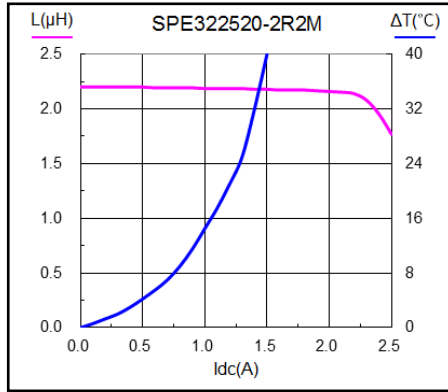
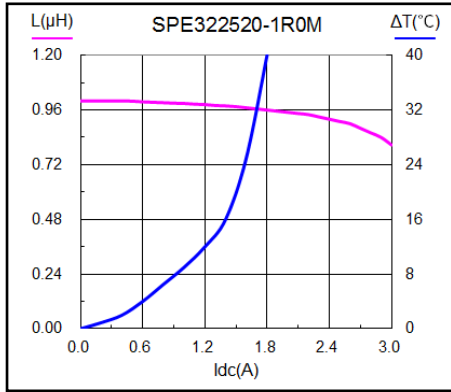
※1 Inductance measure condition at 1kHz, 0.25V.
电感测试条件为 1kHz, 0.25V。

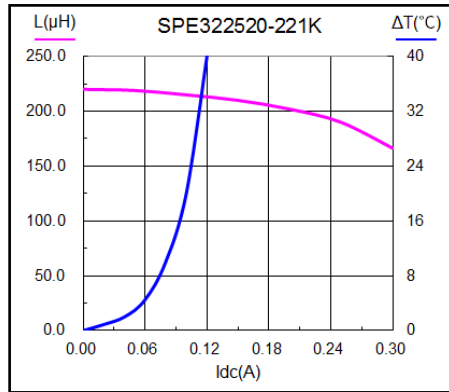
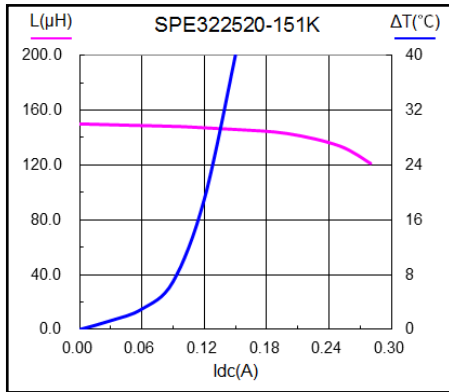
※2 Saturation current: the actual value of DC current when the inductance decrease 20% of its initial value.
饱和电流: 电感值下降其初始值的 20%时所加载的实际直流电流值。

※3 Temperature rise current: the actual value of DC current when the temperature rise is ΔT40°C(Ta=25°C).
温升电流: 使产品温度上升到 ΔT40°C时所加载的实际直流电流值(Ta=25°C)。

※ Special remind: Circuit design, component placement, PWB size and thickness, cooling system and etc. all will affect the product temperature. Please verify the product temperature in the final application.
特别提醒: 线路设计, 组件布局, 印刷线路板(PWB)尺寸及厚度, 散热系统等均会影响产品温度。请务必在最终应用时, 验证产品发热状况。

**6 Saturation current VS temperature rise current curve
饱和电流 VS 温升电流曲线**



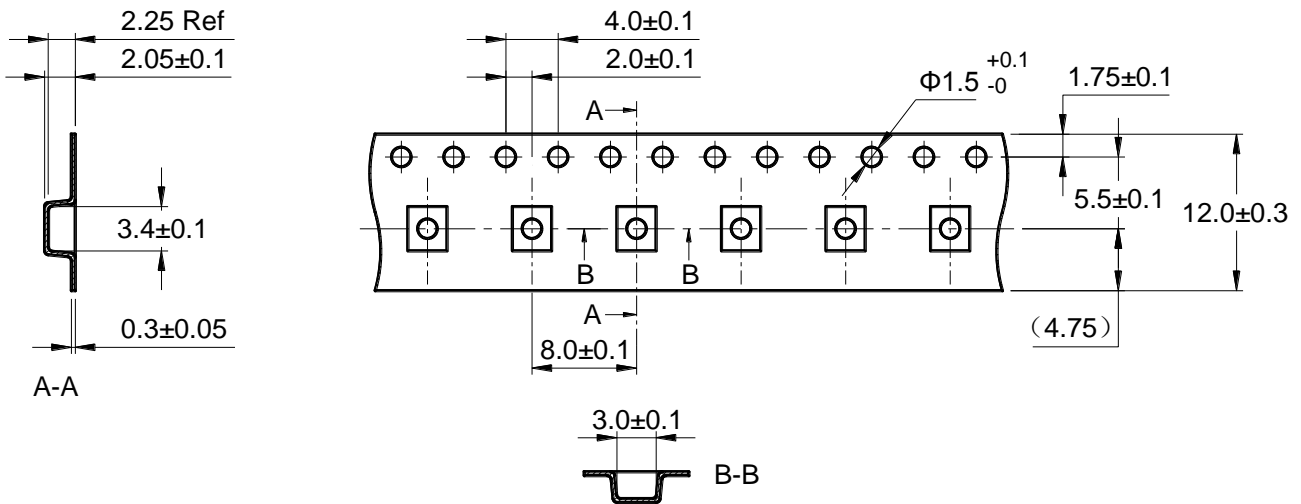


7 Packing specification

包装规格

7.1 Carrier tape dimensions (mm)

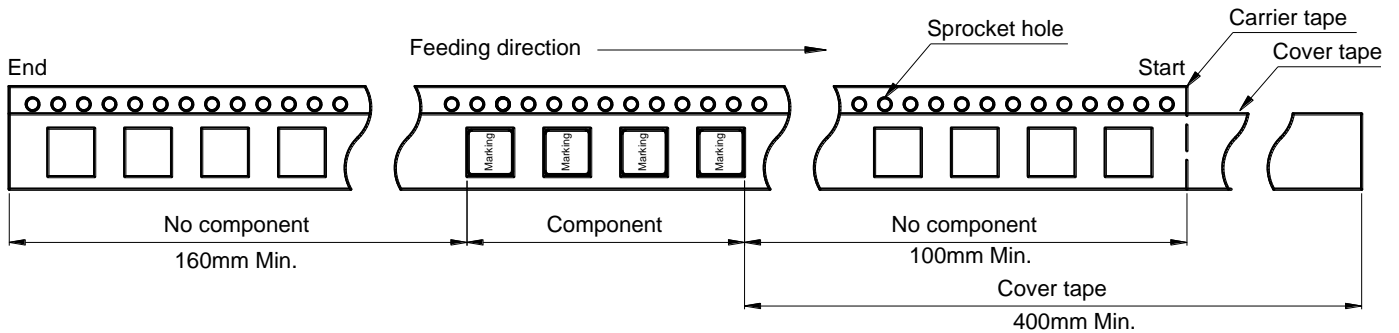
载带尺寸



※ Packing is referred to the international standard IEC 60286-3.
包装参照国际标准 IEC 60286-3。

7.2 Tape direction

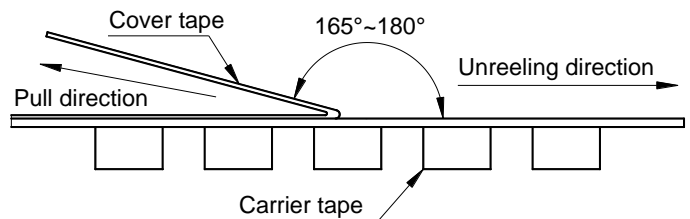
捆包方向



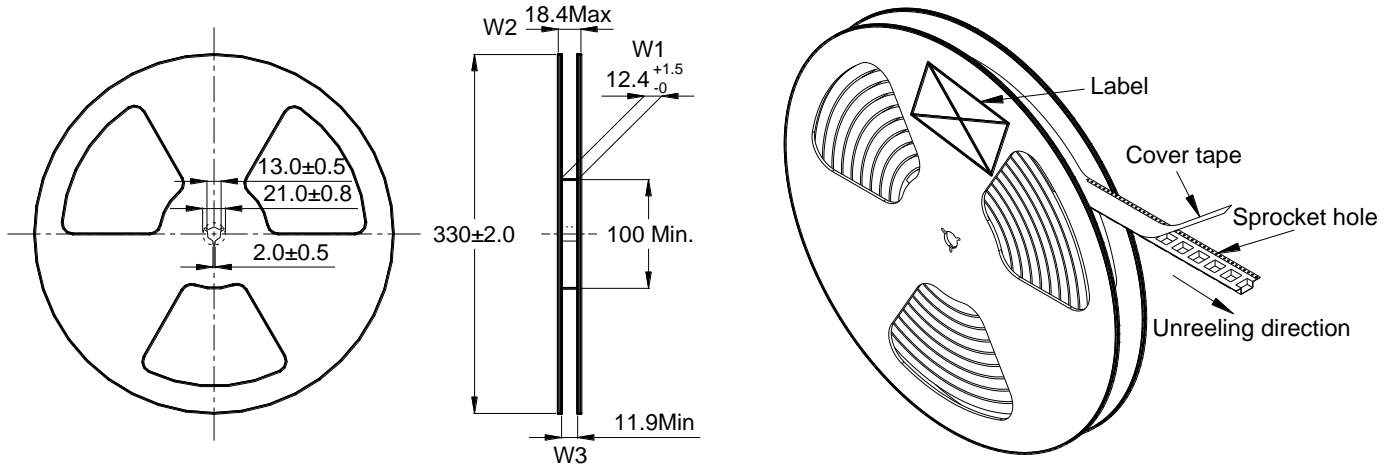
7.3 Cover tape peel off condition

盖带剥离条件

- Cover tape peel force shall be 0.1 to 1.3N.
盖带剥离力度为 0.1~1.3N。
- Reference peel speed 300±10mm/min.
参考剥离速度 300±10mm/分钟。



7.4 Reel dimensions (mm) 卷盘尺寸



7.5 Carton dimensions 包装箱尺寸

- Inner Carton: 365×345×105mm
内包装盒
- Out Carton: 385×365×245mm
外包装箱

Product Series 产品系列	Quantity / Reel 数量 / 卷	Inner Carton Quantity 内盒 包装数量	Out Carton Quantity 外箱 总包装数量
SPE322520	3000pcs	15000pcs = (5×3000)	30000pcs = (2×15000)

7.6 Label making 标签标识

The following items will be marked on the reel of product label and shipping label.
以下项目将明确标识于产品卷盘标签以及运输标签上。

Production Label 产品标签
■ Part No. 产品型号
■ Electrical Information 产品电性信息
■ Quantity 数量
■ Packing No. 包装流水号

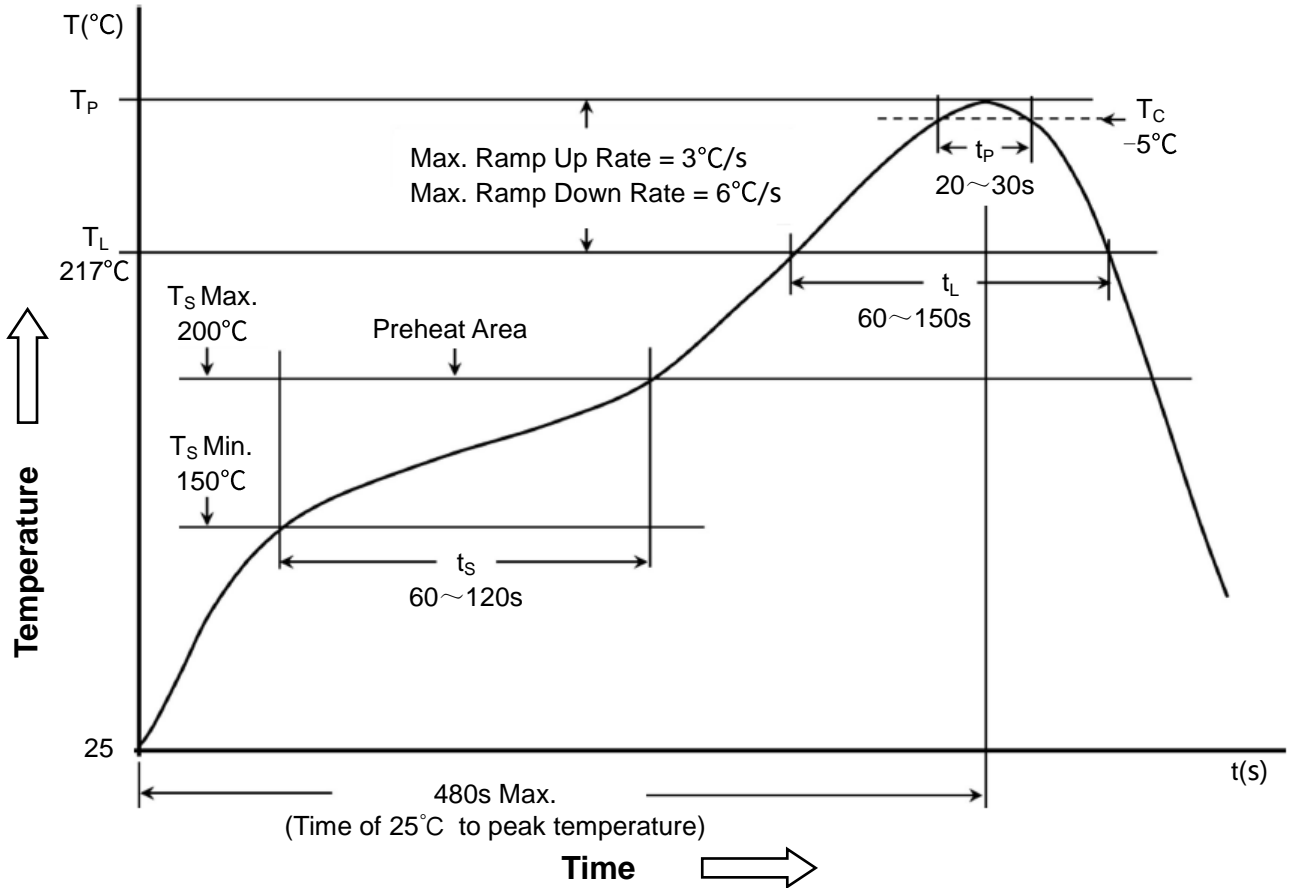
Shipping Label 运输标签
■ Customer Name 客户名称
■ Customer Part No. 客户型号
■ Supplier Part No. 供应商型号
■ Supplier Name 供应商名称
■ Country of origin 产品产地

8 Soldering specification

焊接规格

8.1 Reflow profile for SMT components

SMT 回流焊温度曲线



8.2 Classification of peak package body temperature (Tp)

封装体峰值温度(Tp)分类

	Package Thickness 封装厚度	Package Volume 封装体积		
		<350 mm ³	350~2000 mm ³	>2000 mm ³
PB-Free Assembly 无铅装配	<1.6mm	260°C	260°C	260°C
	1.6~2.5mm	260°C	250°C	245°C
	≥2.5mm	250°C	245°C	245°C

※ Reflow is referred to standard IPC/JEDEC J-STD-020D.
回流焊参照标准 IPC/JEDEC J-STD-020D。