



Outline:

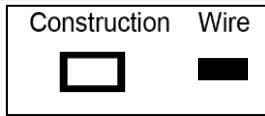
- High frequency low loss magnetic core material
- Low cost, high reliability
- For high frequency noise suppression

Features:

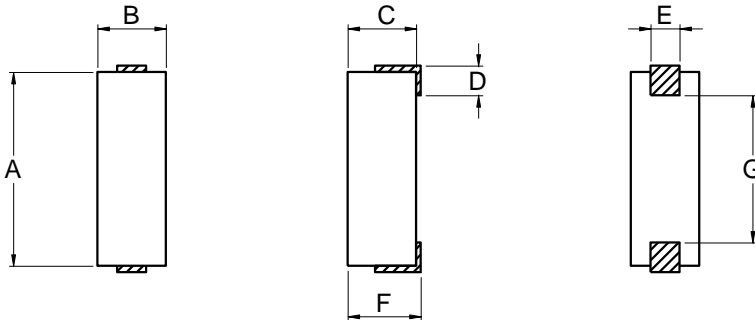
- Core material: Ferrite
- Environmental: RoHS, Reach compliant ,Halogen free
- Weight: SMB403025-310 (0.30g)
SMB853025-680 (0.56g)
- Moisture Sensitivity: Level (MSL) 1
(unlimited floor life at <30°C / 85% relative humidity)
- Operating temperature range: -40°C~+85°C
(including coil's self temperature rise)
- Storage temperature range: -40°C~+85°C

Application:

- Widely used in VGA card, EGA card, mother board, TV game

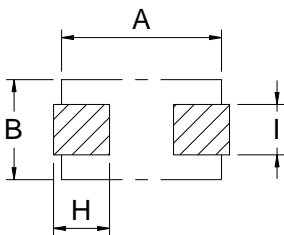


1 Product Dimensions (mm)

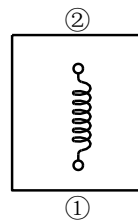


Part No.	A (mm)	B (mm)	C (mm)	D (mm)	E (mm)	F (mm)	G (mm)	H (mm)	I (mm)
SMB403025-310	4.0±0.3	3.1±0.3	2.5±0.3	1.4±0.5	1.27±0.3	3.2Max.	1.6Ref.	1.8Ref.	1.8Ref.
SMB853025-680	8.5±0.3	3.1±0.3	2.5±0.3	1.7±0.5	1.27±0.3	3.2Max.	5.5Ref.	2.1Ref.	1.8Ref.

2 Reference Land Pattern (mm)



3 Schematic



4 Electrical Characteristics

Part No.	Impedance (Ω)		D.C.R. (mΩ)	Rated Current (A)	Hi-pot (Vdc)	Insulation Resistance (MΩ)
	※1			※2		
	Min.	Max.	Max.	Max.	2mA 3S	Min.
SMB403025-310	15.0	31.0	5.00	17.0	500	100
SMB853025-680	55.0	67.5	5.00	17.0	500	100

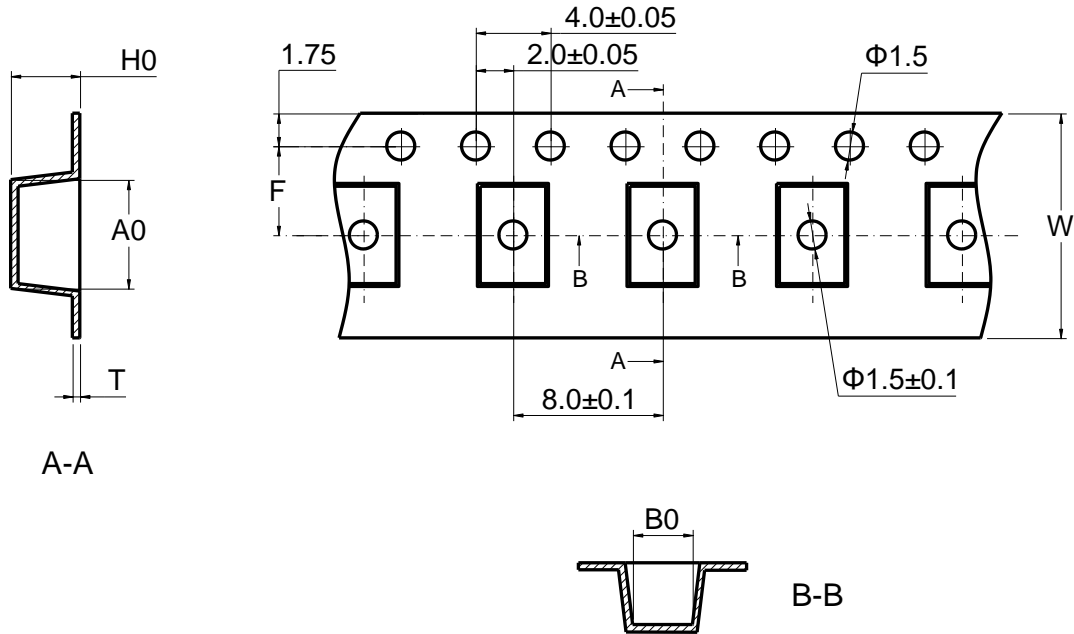
All data is tested on 25°C ambient temperature

※1 Impedance measure condition at 25MHz,0.05V,100MHz,0.05V.

※2 Rated current: the actual value of DC current when the temperature rise is Δ T40°C(Ta=25°C).

5 Packing Specification

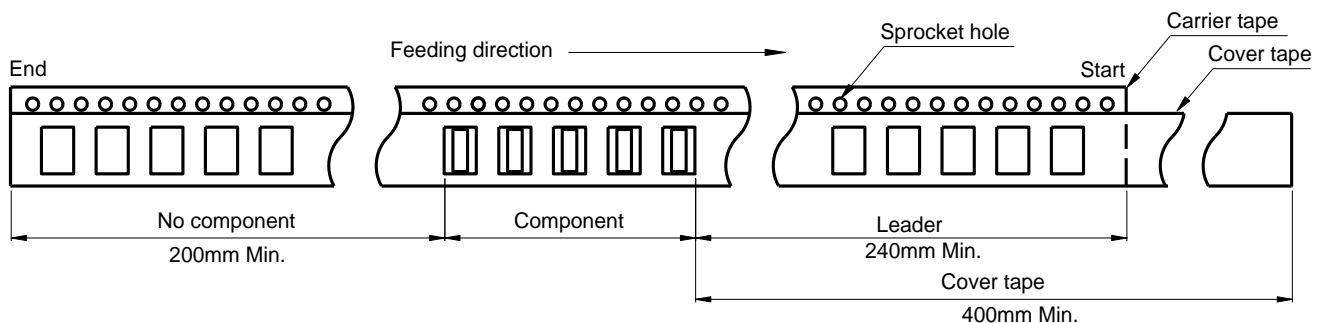
5.1 Taping dimensions (mm)



Part No.	A0(mm)	B0(mm)	F(mm)	W(mm)	H0(mm)	T(mm)
SMB403025-310	4.85±0.10	3.20±0.10	5.50±0.05	12.0±0.20	3.05±0.10	0.27±0.05
SMB853025-680	9.30±0.10	3.20±0.10	7.50±0.05	16.0±0.20	3.10±0.10	0.30±0.05

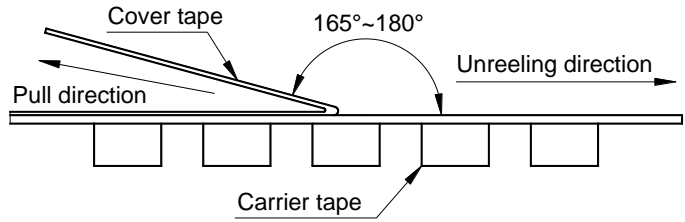
Packing is referred to the international standard IEC 60286-3.

5.2 Tape direction

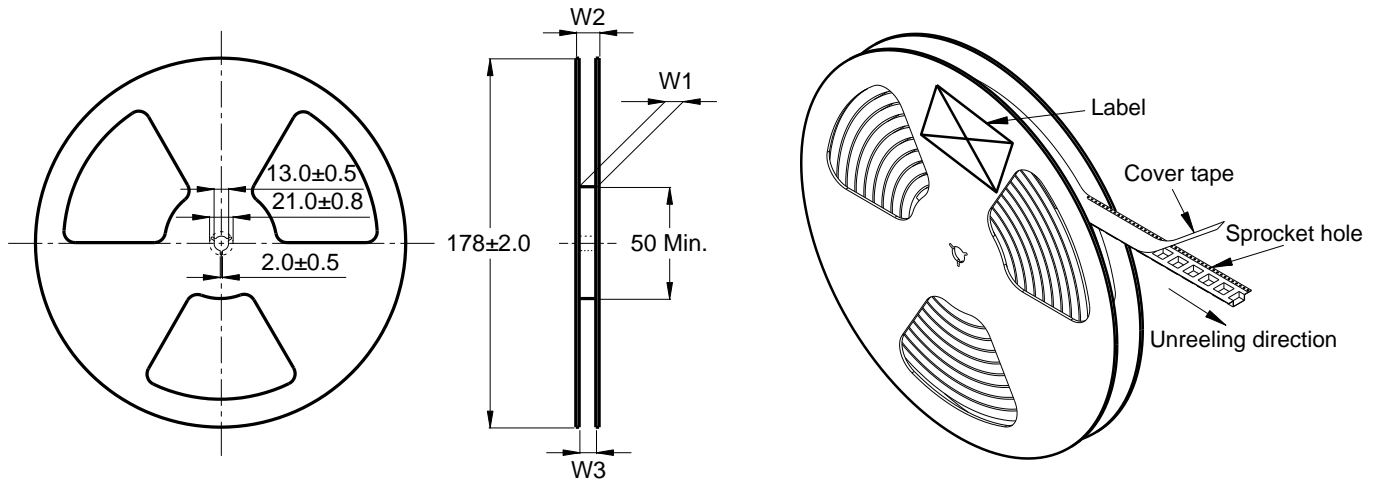


5.3 Cover tape peel off condition

- Cover tape peel force shall be 0.1 to 1.3N.
- Reference peel speed 300±10mm/min.



5.4 Reel dimensions (mm)



Part No.	W1(mm)	W2(mm)	W3(mm)
SMB403025	18.40 Max.	12.4+2/-0	11.90 Min.
SMB853025	22.40 Max.	16.4+2/-0	15.90 Min.

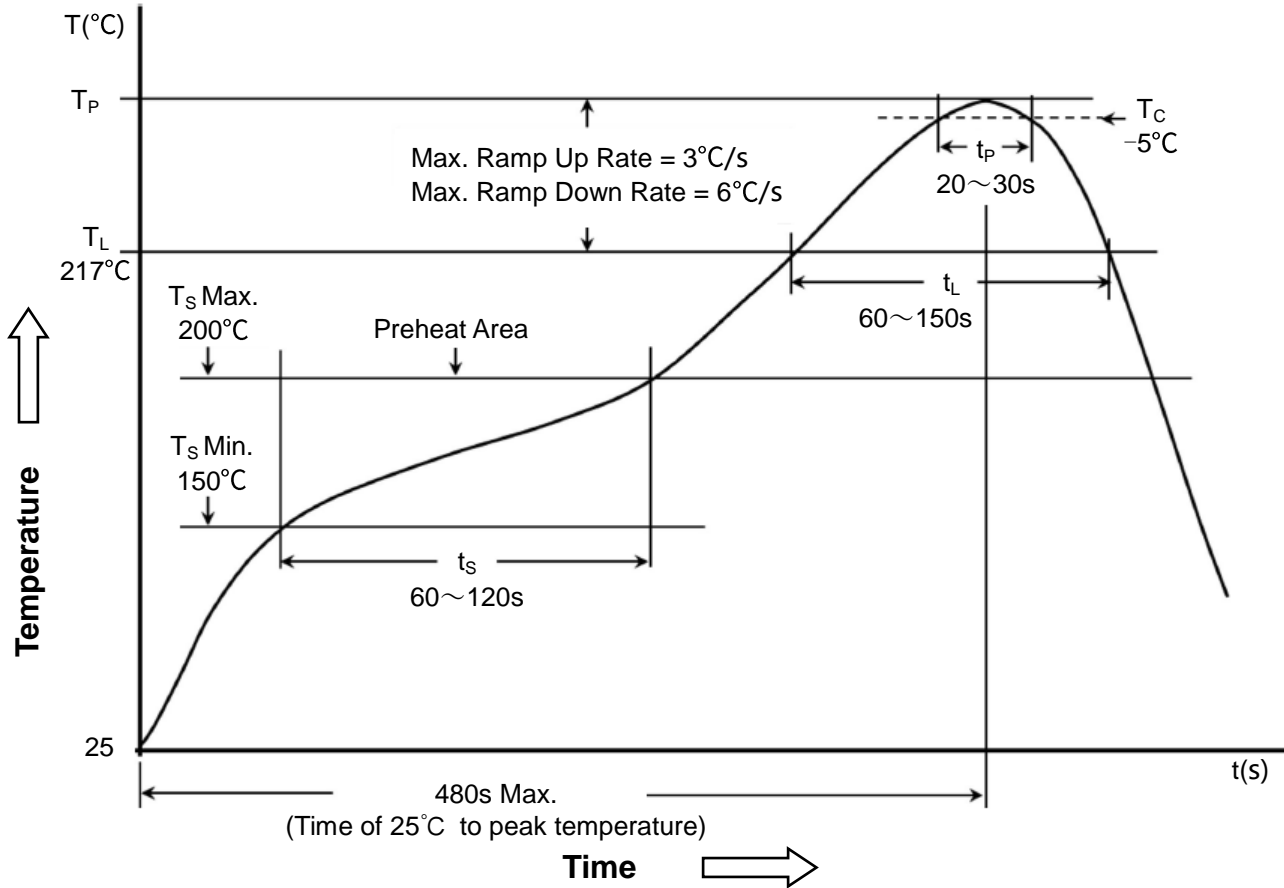
5.5 Carton dimensions and packing quantity

- Inner Carton: 182×84×186mm
- Outer Carton : 380×375×405mm

Product Series	Quantity / Reel	Inner Carton Quantity	Outer Carton Quantity
SMB403025	500pcs	(500×5) = 2500pcs	(2500×16) = 40000pcs
SMB853025	500pcs	(500×4) = 2000pcs	(2000×16) = 32000pcs

6 Soldering Specification

6.1 Reflow profile for SMT components



6.2 Classification of peak package body temperature (T_p)

	Package Thickness	Package Volume		
		<350 mm ³	350~2000 mm ³	>2000 mm ³
PB-Free Assembly	<1.6mm	260°C	260°C	260°C
	1.6~2.5mm	260°C	250°C	245°C
	≥2.5mm	250°C	245°C	245°C

※ Reflow is referred to standard IPC/JEDEC J-STD-020E.

7 Notice of Use

- 7.1 Special remind:Circuit design, component placement, PCB size and thickness, cooling system and etc. all will affect the product temperature. Please verify the product temperature in the final application.
- 7.2 Product in packing storage condition:temperature 5~40°C, RH≤70%.
If taking out for use, the remaining products should be sealed in plastic bags and preserved in accordance with the above conditions, to avoid oxidation of terminals (electrodes), affecting soldering status.
- 7.3 A storage of Codaca Electronic products for longer than 12 months is not recommended, Within other effects, the terminals may suffer degradation, resulting in bad solderability. Therefore, all products shall be used within the period of 12 months based on the day of shipment.
- 7.4 Do not keep products in unsuitable storage conditions, such as areas susceptible to high temperatures, high humidity, dust or corrosion.
- 7.5 Always handle products with care.
- 7.6 Don't touch electrodes directly with bare hands as oil secretions may inhibit soldering.
Always ensure optimum conditions for soldering.
- 7.7 When this product will be used on a similar or new project to the original one,
sometimes it might be unable to satisfy the specifications due to different condition of usage.
- 7.8 This inductor itself does not have any protective function in abnormal condition, such as overload, short-circuit, open-circuit conditions, etc. Therefore, it shall be confirmed that there is no risk of smoke, fire, dielectric withstand voltage, insulation resistance, etc., or use in abnormal conditions protective devices or protection circuit in the end product.
- 7.9 Hi-Pot test with higher voltage than spec value will damage insulating material and shorten its life.
- 7.10 If using in potting compound, the magnet wire coating might be damaged, please consult with us.
- 7.11 Refrain from rinsing coils. If necessary, please consult with us.
- *7.12 Codaca Electronic products without "V" prefix are qualified for industrial product requirement , and with "V" prefix are qualified for AEC-Q200, but it doesn't mean that Codaca Electronic products can absolutely meet specific industry norms and quality test standards in automotive electronics or more strict application fields . Codaca Electronic will be exempted from being responsible for the consequences of using Codaca products in automotive electronic or higher application field related to safety when without being aware of it.