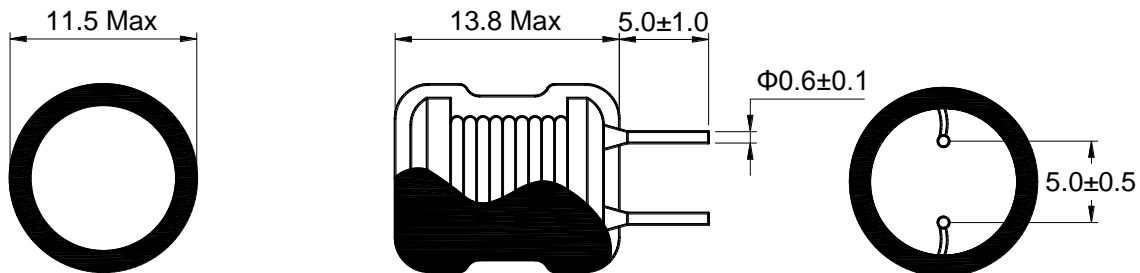


Outline: 产品概要

- High reliability, high consistency inductance.
高可靠性，电感值一致性好。
- Lead free product, RoHS compliant.
无铅产品，符合 RoHS 指令。
- Core is encapsulated by UL heat shrink tube to provide excellent mechanic and environmental protection.
整体包覆在 UL 热缩套管内，提供极佳的机械和环境保护。
- Widely used in power supply, DC-DC converter, computer and peripherals, air-condition, home electric appliance, and etc.
适用于电源，DC-DC 转换器，电脑及其外围设备，空调，家用电器等。
- Operating temperature : -40°C ~ +125°C
(Including coil's temperature rise)
工作温度：-40°C ~ +125°C (包含线圈发热)

1 Appearance and dimensions (mm) 外形尺寸

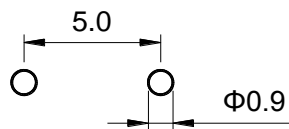


2 Marking 印字标识

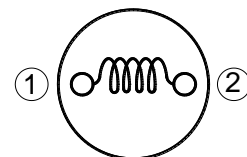


※ Marking is available if needed.
如果需要，产品可印字。

3 Reference hole pattern (mm) 参考焊孔尺寸



4 Schematic 原理图



5 Electrical characteristics

电气特性

Part No. 型号	Inductance (μH) 电感值 ※1 ±10%	D.C.R. (mΩ) 直流电阻		Saturation current (A) 饱和电流 ※2 Typical	Temperature rise current (A) 温升电流 ※3 Typical
		Typical	Max		
PK0912-100K	10.0	28.0	33.6	3.20	3.00
PK0912-220K	22.0	49.0	58.8	2.60	2.70
PK0912-470K	47.0	91.0	109	2.10	1.70
PK0912-101K	100	175	210	1.50	1.20
PK0912-221K	220	371	445	0.95	0.70
PK0912-471K	470	770	924	0.70	0.50
PK0912-102K	1,000	1,400	1,680	0.45	0.30
PK0912-222K	2,200	3,150	3,780	0.33	0.20
PK0912-472K	4,700	5,040	6,050	0.18	0.15
PK0912-103K	10,000	11,200	13,400	0.10	0.05
PK0912-223K	22,000	23,100	27,700	0.07	0.05
PK0912-473K	47,000	36,400	43,700	0.05	0.01

■ All data is tested based on 25°C ambient temperature.
所有数据基于环境温度 25°C 条件下测试。

※1 Inductance measure condition at 1kHz, 0.25V.
电感测试条件为 1kHz, 0.25V。

※2 Saturation current: the actual value of DC current when the inductance decrease 20% of its initial value.
饱和电流: 电感值下降其初始值的 20% 时所加载的实际直流电流值。

※3 Temperature rise current: the actual value of DC current when the temperature rise is ΔT40°C (Ta=25°C).
温升电流: 使产品温度上升到 ΔT40°C 时所加载的实际直流电流值 (Ta=25°C)。

※ Special remind: Circuit design, component placement, PWB size and thickness, cooling system and etc. all will affect the product temperature. Please verify the product temperature in the final application.
特别提醒: 线路设计, 组件布局, 印刷电路板(PWB)尺寸及厚度, 散热系统等均会影响产品温度。
请务必在最终应用时, 验证产品发热状况。

**6 Saturation current VS temperature rise current curve
饱和电流 VS 温升电流曲线**

